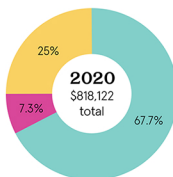
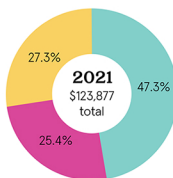
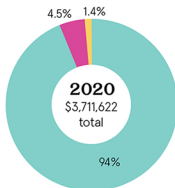
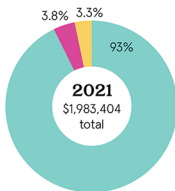


ARTISTS REPERTORY THEATRE STATEMENTS OF FINANCIAL POSITION JUNE 2020 AND JUNE 2021

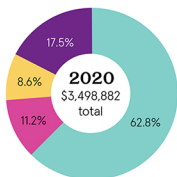
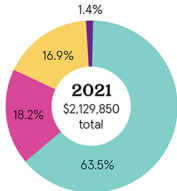
Earned Revenue



Contributed Revenue



Operation Expenses



EARNED REVENUE

	6/30/2021	6/30/2020
Productions	\$58,610	\$553,888
Rentals	\$31,427	\$59,949
Other income	\$33,840	\$204,285
TOTAL EARNED REVENUE	\$123,877	\$818,122

*These Earned Revenue numbers do NOT include the Gain of sale of fixed assets (sale of North 1/2 of ART's downtown block).

CONTRIBUTED REVENUE

Gifts and Grants	\$1,841,594	\$3,494,504
Special Events	\$76,078	\$166,730
In-Kind Gifts	\$65,732	\$50,388
TOTAL EARNED REVENUE	\$1,983,404	\$3,711,622

TOTAL EARNED & CONTRIBUTED REVENUE

\$2,107,281 **\$4,529,744**

OPERATING EXPENSES

Production	\$1,352,984	\$2,195,960
Marketing	\$387,552	\$392,137
Fundraising	\$358,944	\$299,476
General Admin	\$30,370	\$611,309
TOTAL EARNED REVENUE	\$2,129,850	\$3,498,882

INCOME (LOSS) FROM CURRENT ENDEAVORS

-\$22,569 **\$1,030,862**

ART is pleased to provide this snapshot of our year and financial position to our stakeholders. These statements have been audited and an unqualified opinion provided by the firm of Gary McGee & Co. LLP. The full audit is available on ART's website at www.artistsrep.org/about/financials/.